



TESLA

# Model S

Premium Electric Sedan



TESLA



# An evolution in automobile engineering

Tesla's advanced electric powertrain delivers exhilarating performance. Unlike a gasoline internal combustion engine with hundreds of moving parts, Tesla electric motors have only one moving piece: the rotor. As a result, Model S acceleration is instantaneous, silent and smooth. Step on the accelerator and in as little as 3.1 seconds Model S is travelling 60 miles per hour, without hesitation, and without a drop of gasoline. Model S is an evolution in automobile engineering.





Rear Wheel Drive



All-Wheel Drive Dual Motor



Performance All-Wheel Drive

## All-Wheel Drive Dual Motor

Dual Motor Model S is a categorical improvement on conventional all-wheel drive systems. With two motors, one in the front and one in the rear, Model S digitally and independently controls torque to the front and rear wheels. The result is unparalleled traction control in all conditions.

Conventional all-wheel drive cars employ complex mechanical linkages to distribute power from a single engine to all four wheels. This sacrifices efficiency in favor of all weather traction. In contrast, each Model S motor is lighter, smaller and more efficient than its rear wheel drive counterpart, providing both improved range and faster acceleration.

All-wheel drive is standard on Model S 70D and available as an option on Model S 85. Model S Performance comes standard with All-Wheel Drive Dual Motor, pairing the high performance rear motor with a high efficiency front motor to achieve supercar acceleration, from zero to 60 miles per hour in 3.1 seconds.



# Highest Safety Rating in America

THE NATIONAL HIGHWAY TRAFFIC SAFETY ADMINISTRATION

Model S is designed from the ground up to be the safest car on the road, as proven by a 5-star rating in all categories of the National Highway Traffic Safety Administration (NHTSA) crash test. Much of its safety is owed to the unique electric drivetrain that sits beneath the car's aluminum occupant cell in its own subframe. This unique positioning lowers the car's center of gravity, which improves handling and minimizes rollover risk, and replaces the heavy engine block with impact absorbing boron steel rails.

Side impacts are met by aluminum pillars reinforced with steel rails to reduce intrusion, protecting occupants and the battery pack while improving roof stiffness. In the event of an accident, eight airbags protect front and rear occupants, and the battery system automatically disconnects the main power source. Should the worst happen, there is no safer car to be in than Model S.



## Autopilot

Autopilot combines a forward looking camera, radar, and 360 degree sonar sensors with real time traffic updates to automatically drive Model S on the open road and in dense stop and go traffic. Changing lanes becomes as simple as a tap of the turn signal. When you arrive at your destination, Model S will both detect a parking spot and automatically park itself. Standard equipment safety features are constantly monitoring stop signs, traffic signals and pedestrians, as well as for unintentional lane changes.





## Inspired by an endurance athlete

Tesla's design and engineering teams have gone to extraordinary lengths to ensure that air flows smoothly above, around and below Model S to reduce drag, which in turn maximizes battery range. The smart air suspension lowers the car's height at highway speeds to reduce its frontal area. Electronically controlled vents stay closed until sensors detect that cooling is necessary. The front bumper routes air uninterrupted beneath the battery's flat skidplate and past the rear diffuser. The result is a seven seat sedan with the stance of a coupe and supercar aerodynamics.





## Zero profile door handles

Model S door handles are a work of art. When a key is in close proximity, they automatically extend. When no longer in use, they retract into the body of the car, creating a seamless surface for air to pass over.

## Hidden in plain sight

Scan the streamlined body panels and you'll discover that Model S lacks a fuel door. Approach the driver's side taillight with a charging connector and the hidden charge port automatically opens. The charging connector cannot be removed until Model S is unlocked.







## Built around the driver

Model S is a driver's car. The cabin combines meticulous noise engineering with Tesla's uniquely quiet powertrain to obtain the sound dynamics of a recording studio. The gem of the interior is the 17 inch touchscreen, which is angled toward the driver and includes both day and night modes for better visibility without distraction. It puts rich content at your fingertips and provides mobile connectivity so you can easily find your destination, favorite song or a new restaurant.





# The touchscreen

The Model S 17 inch touchscreen controls most of the car's functions. Opening the all glass panoramic roof, customizing the automatic climate control, and changing the radio station all happen with a swipe or a touch. The touchscreen, digital instrument cluster, and steering wheel controls seamlessly integrate media, navigation, communications, cabin controls and vehicle data.

## **MEDIA**

AM/FM/HD radio, online radio, on-demand Internet radio, Bluetooth®, and USB audio devices

## **CAMERA**

High definition backup camera, optimized for visibility and safety

## **MAP**

Simple, intuitive Google Maps™ with real time traffic information

## **PHONE**

Bluetooth-enabled, voice controlled handsfree phone system

## **CONTROLS**

Driving personalization, climate controls, and cabin controls

## **CALENDAR**

Calendar synchronization for daily schedule and tap to navigate

## **ENERGY**

Real time energy consumption and range estimation







# Battery, Performance, and Drive Options

Every Model S includes free long distance travel using Tesla's Supercharger network and an eight year, infinite mile battery and drive warranty.

<p><b>70D</b> All-Wheel Drive</p> <hr/> <p>70 kWh battery with all-wheel drive</p> <p><b>240</b> miles range (EPA)</p> <p><b>5.2</b> seconds 0-60 mph</p> <p><b>329</b> hp</p> <p><b>140</b> mph top speed</p>	<p><b>85</b> Rear Wheel Drive</p> <hr/> <p>85 kWh battery with rear wheel drive</p> <p><b>265</b> miles range (EPA)</p> <p><b>5.4</b> seconds 0-60 mph</p> <p><b>362</b> hp</p> <p><b>140</b> mph top speed</p>	<p><b>85D</b> All-Wheel Drive</p> <hr/> <p>85 kWh battery with all-wheel drive</p> <p><b>270</b> miles range (EPA)</p> <p><b>4.4</b> seconds 0-60 mph</p> <p><b>422</b> hp</p> <p><b>155</b> mph top speed</p>	<p><b>P85D</b> All-Wheel Drive</p> <hr/> <p>85 kWh battery with high performance all-wheel drive</p> <p><b>253</b> miles range (EPA)</p> <p><b>3.1</b> seconds 0-60 mph</p> <p><b>691</b> hp motor power</p> <p><b>221</b> hp front, <b>470</b> hp rear</p> <p><b>155</b> mph top speed</p>
--	---	--	---

# Design your Model S

## BATTERY & DRIVE

- 70 kWh All-Wheel Drive
- 85 kWh Rear Wheel Drive
- 85 kWh All-Wheel Drive
- 85 kWh Performance All-Wheel Drive

## PERFORMANCE

- Carbon Fiber Spoiler
- Tesla Red Brake Calipers

## OPTIONS

- Autopilot Convenience Features
- Premium Interior and Lighting
- Smart Air Suspension
- Ultra High Fidelity Sound
- Executive Rear Seats
- Subzero Weather Package
- Rear Facing Seats





## ROOF

- Solid Body Color Roof
- All Glass Panoramic Roof








## PAINT

-  Solid Black
-  Solid White
-  Titanium Metallic
-  Midnight Silver Metallic
-  Obsidian Black Metallic
-  Deep Blue Metallic
-  Pearl White Multi-Coat
-  Red Multi-Coat





## WHEELS

-  19" Wheels
-  19" Silver Cyclone Wheels
-  21" Silver Turbine Wheels
-  21" Grey Turbine Wheels




## SEATING

-  Black Multi-Pattern
-  Leather Seats in Black
-  Leather Seats in Tan
-  Leather Seats in Grey
-  Next Generation Seats in Black
-  Next Generation Seats in Tan
-  Next Generation Seats in Grey

## DÉCOR

-  Piano Black
-  Matte Obeche Wood
-  Glossy Obeche Wood
-  Carbon Fiber




## HEADLINER

-  Textile
-  White Alcantara
-  Black Alcantara

## STANDARD EQUIPMENT

- Maps and navigation
- Mobile connectivity
- Automatic keyless entry
- Power-folding and heated mirrors
- LED daytime running lights
- Parking sensors
- Lane departure warning
- Automatic emergency braking
- Supercharging enabled
- GPS enabled Homelink
- 8 year, infinite mile battery and drive unit warranty

For pricing and ordering

-  Visit a [Tesla Store or Gallery](#)
-  Online at [teslamotors.com](https://teslamotors.com)
-  By phone: (888) 518-3752